

WealthFocus Investment Advantage

WEALTHFOCUS PERPETUAL BALANCED GROWTH

February 2026

FUND FACTS

Investment objective: The fund aims to provide long-term capital growth and income through investment in a diversified portfolio with an emphasis on Australian and international share investments.

FUND BENEFITS

Provides investors with access to a diverse range of growth and income producing assets. Active management and asset allocation techniques are employed in order to further enhance the fund's return and manage risk.

FUND RISKS

All investments carry risk and different strategies may carry different levels of risk. The relevant product disclosure statement or offer document for a fund should be considered before deciding whether to acquire or hold units in that fund. Your financial adviser can assist you in determining whether a fund is suited to your financial needs.

Benchmark: Balanced Growth Index (Internally generated composite)

Inception Date: June 1995

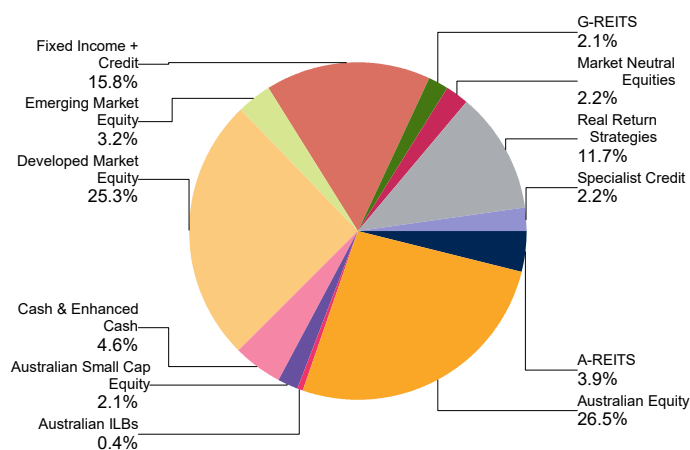
APIR: PER0036AU

Management Fee: 1.04% p.a.

Investment style: Active, fundamental, disciplined, value

Suggested minimum investment period: Five years or longer

PORTFOLIO SECTORS



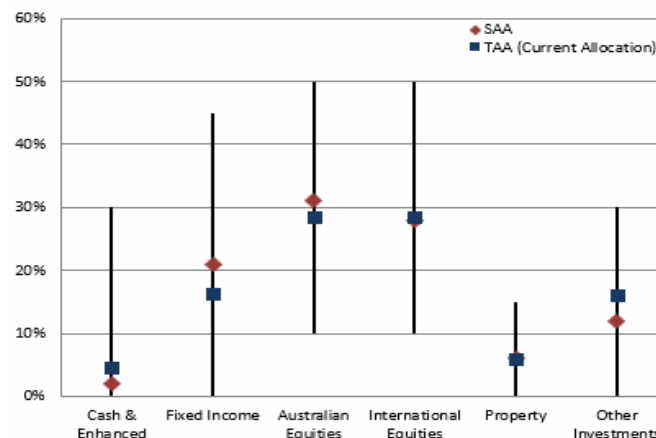
NET PERFORMANCE- periods ending 28 February 2026

	Fund	Benchmark	Excess
1 month	1.3	1.7	-0.3
3 months	2.6	2.4	0.3
1 year	8.4	10.8	-2.4
2 year p.a.	7.7	10.9	-3.2
3 year p.a.	7.4	11.6	-4.2
5 year p.a.	7.6	8.4	-0.8
10 year p.a.	6.9	8.6	-1.8

Past performance is not indicative of future performance. Returns may differ due to different tax treatments.

ASSET ALLOCATIONS AND INVESTIBLE RANGES

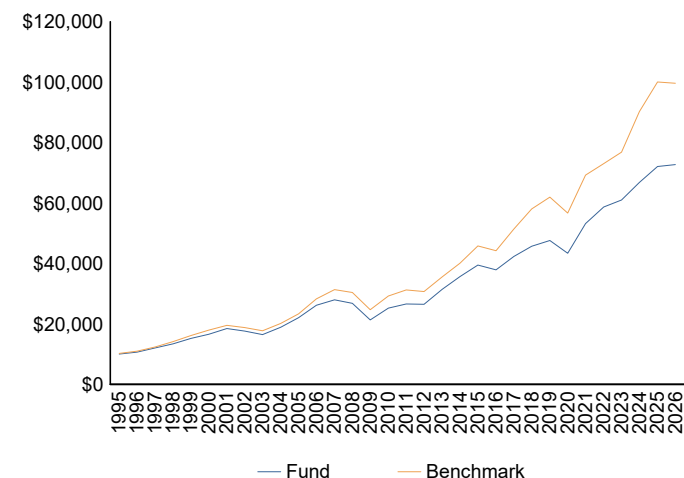
FUND TACTICAL AND STRATEGIC ALLOCATIONS INCLUDING ALLOWABLE MAXIMUM AND MINIMUM RANGES



STRATEGIC AND TACTICAL ASSET ALLOCATIONS

The Strategic Asset Allocation (SAA) is the neutral allocation acting as an anchor for active positioning, while the Tactical Asset Allocation (TAA) process adjusts the asset allocation according to market opportunities and risks.

GROWTH OF \$10,000 SINCE INCEPTION



MARKET COMMENTARY

Equities saw elevated volatility and credit spreads softened as markets priced rising geopolitical tensions, concerns around private credit markets, US trade policy uncertainty and the impact of agentic AI disruption.

- Global shares (+1.0%) ended the month higher with the broadening of investment returns seen in January continuing as Ex-US, small caps and value stocks and sectors outperformed their respective US, large cap and growth peers.
- US equities (-0.8%) underperformed the broader global market led by weakness in software and broader tech names as markets continued to price the disruptive impact of agentic AI on traditional enterprise software business models.
- European equities (+4.3%) advanced, benefiting from strengthening leading macro indicators and the ongoing rotation from US shares. The ECB remained on hold, with President Lagarde repeating the view that inflation is “in a good place”.
- UK equities (+7.0%) advanced strongly to a fresh record high as global investors rotated into healthcare and financials, basic materials, utilities and telecommunications. The Bank of England remained on hold but the latest inflation reading showed continued disinflation which saw market expectations for 2026 rate cuts firmed.
- Japanese equities (+10.4%) again led the pace of gains in developed markets reflecting anticipated pro-growth policies following the landslide victory of the LDP in the February election.
- Emerging market equities (+5.0%) outperformed developed markets, led by index heavyweights Korea and Taiwan.
- Australian Shares (+3.9%) performed strongly, in response to a fairly solid reporting season which sparked upgrades from analysts.
- Global bond yields fell over the month reflecting the broader risk-off tone as geopolitical tensions mounted. Australia 10-year yields rallied 15 bps while US 10-year yields fell 20bps and the curve flattened.

Geopolitical issues remained a key concern for markets over the month with escalating tensions between the US, Israel and Iran culminating in strikes commencing on the 28th of February. Hostilities commenced after markets had closed for the month however the action precipitated significant volatility in equity bond and commodity markets in early March. The team continues to monitor the situation in the region which remains fluid. The potential ramifications for the global economy are material with oil prices reacting to reduced activity in the Straits of Hormuz. Elevated oil prices have implications for headline inflation via energy prices, and to core inflation through transportation costs which every business endures.

The bear case for risk markets would be if oil prices were to rise sharply and remain elevated for the remainder of the year, thereby threatening the duration of the business cycle. The two 1970s oil shocks saw oil prices at least doubled with high prices persisting for over a year, but the global economy is today less oil price sensitive than it was 50 years ago. In the past 75 years, there have been 22 episodes of rising geopolitical tensions sparking elevated share market volatility, but in the 1/6/12 months post these occurrences, the S&P 500 has on average risen +2%/+6%/+8%, with only four episodes seeing greater than -10% losses and two-thirds of the episodes recording positive returns over the ensuing 12 months.

Though overshadowed by geopolitical developments by month end, February saw a key development in path of US trade policy. The US Supreme Court ruled against the use of the International Economic Emergency Powers Act to justify the April 2025 “liberation day” tariffs. The decision has potential fiscal implications with reduced receipts and ~US\$175 billion in duties potentially subject to refunds contingent on litigation. While the administration has used Section 122 to reinstitute a 10% across the board tariff for 150 days, the Supreme Court’s ruling has complicated the Trump administration trade policy strategy,

although several avenues remain open for the Administration to implement import taxes.

Meanwhile, the February FOMC minutes signalled a more hawkish tilt, with some policymakers indicating that further rate increases may be warranted if inflation does not ease. This shift reflects internal forecasts showing unemployment falling below its long run sustainable level by year end while inflation remains above the Federal Reserve’s 2% target.

February was witnessed rising concerns around loan quality in private credit markets. A US private credit manager was forced to change redemption terms on one of its retail funds highlighting the risks of liquidity mismatches and potential conflicts of interest arising from internal valuations. The initial spike in redemptions reflected rising concerns around SAAS (Software as a service) lending in the face of disruption from agentic AI. The event sparked a selloff in high yield credit and share price declines for listed managers. Meanwhile in the UK a specialist property finance lender MFS entered administration amid allegations of fraud with creditors and administrators citing double pledging of assets as collateral to secure financing. This highlights a systemic stress point within the industry and raises questions about poorly vetted security in other parts of the ecosystem. Contagion risk exists between private credit markets and the regulated banking sector, as poor collateral means banks are potentially levered in their private credit exposure. The Fund currently has no exposure to illiquid assets including private credit. While illiquids can provide genuine diversification when return drivers are truly distinct, private markets are currently characterised by heavy capital inflows, elevated valuations, high transaction and implementation costs, and low visibility and transparency.

Equity markets were not immune from the anticipated impact of agentic AI. Market weakness during a volatile month reflected a shift in leadership as expectations for long duration themes such as digital transformation and AI were reassessed after years of strong price gains, prompting capital to rotate toward companies, sectors and markets with more reasonable valuations and which are under-owned and have beatable EPS expectations. Technology remained a key laggard, with investors becoming more selective about which business models will genuinely benefit from AI. Higher valued software and platform stocks underperformed, while hardware and semiconductor firms fared better, highlighting a preference for companies enabling AI adoption rather than those reliant on distant or uncertain benefits. While AI technology itself is transformative, we see some parallels to the first tech boom and are wary of the business of providing AI services will meet the egregious profit expectations which are baked into forward looking valuations.

Elsewhere, the RBA became only the second major central bank to raise rates this cycle, lifting the cash rate by 25 basis points at its February meeting. While further hikes have already been priced in for May in the line the Banks detailed forecasts contained in the Quarterly Statement of Monetary Policy, subsequent communication highlighted some uncertainty around the next policy move, but the impact of rising oil prices is set to add to the domestic inflation challenge. Economic data released over the month was mixed after a strong January, with declines in building approvals offset by an improvement in household spending. While the economy has improved growth momentum, the medium-term outlook remains tepid with zero real wages growth for the next few years, and an increasingly cautious corporate sector.

February was another strong month for global equity stock selection. The Fund’s allocation to the Global Allocation Alpha Fund rewarded as the rotation from growth to value stocks and the outperformance of ex-US developed markets persisted. The Strategy offers exposure to the less expensive parts of the global sharemarket in addition to providing greater sector and regional diversification relative to increasingly concentrated market weighted indices and will continue to benefit if the rotation in

market leadership persists.

In contrast, stock selection within Australian equities detracted from performance during February, underpinned by a small number of off-benchmark benchmark positions, in addition to the Fund's underweight allocation to financials including CBA which rallied on robust earnings results.

Markets are facing challenges in the near term (elevated volatility, geopolitical and inflation risks with several Fed rate cuts already priced in for 2026) and long term (investors living in a '4% world' given high valuations and likely having priced in years of productivity improvement). Notwithstanding the recent rotation in equity markets, valuations remain stretched and the preponderance of value-agnostic passive funds, have made regional equity markets increasingly vulnerable to unexpected news. The Fund is close to benchmark weight in equities, masking an overweight exposure to global and a marginal underweight in Australian stocks. All equity exposures remain focused on stock selection alpha opportunities and exposure to equity beta remains carefully managed.

We continue to manage downside risks by maintaining little or no exposure to the most expensive parts of the global equity and credit markets and have zero exposure to private markets given their liquidity and valuation risks, where a left tail event could spark vulnerabilities and contagion. The Fund complements this with option protection where it has been attractively priced to implement. These include cost-effective S&P 500 put options, risking only premiums if markets rise, while protecting against downturns without predicting timing. The Fund also maintains a USD call option versus the Hong Kong Dollar which provides cheap protection against geopolitical risks.

The Fund remains slightly below benchmark weight in fixed income, with the exposure primarily focused on 10-year Australian government bonds alongside domestic credit and a small allocation to inflation linked bonds. In addition, the Fund's cautious asset allocation is supported by a notable cash allocation, which provides solid income and significant optionality if valuations become more attractive.

The Fund's position in the Perpetual Diversified Real Return Fund continues to deliver low volatility absolute returns while retaining a relatively low correlation to equity markets.

OUTLOOK

Elevated valuations, a lacklustre longer term domestic economic outlook and rising risks of RBA rate hikes in 2026 is a challenging backdrop for local investors. Meanwhile, government bonds are offering less reliable diversification and are signalling a less certain path for inflation. We continue to carefully manage the Fund's exposure to global equities and maintain diversity in regional and sector allocations.

The Balanced Growth Fund gains its exposure to Australian Shares by investing in an underlying Australian Share Fund/s which primarily invests in Australian listed or soon to be listed shares but may have up to 20% exposure to stocks outside Australia. The investment guidelines showing the Fund's maximum investment in international shares do not include this potential additional exposure. Short positions may be part of the underlying Australian Share Fund's strategy. Currency hedges may be used from time to time.

The publication has been prepared and issued by Perpetual Investment Management Limited (PIML) ABN 18 000 866 535 AFSL No 234426, as promoter for the Perpetual WealthFocus Superannuation Fund. The information contained in this document is general information only and is not intended to provide you with financial advice or take into account your objectives, financial situation or needs. You should consider, with a financial adviser, whether the information is suitable for your circumstances. To the extent permitted by law, no liability is accepted for any loss or damage as a result of any reliance on this information. The information contained in this document is in addition to and does not form part of the product disclosure statement (PDS) for the Perpetual WealthFocus Superannuation Fund. The PDS for the Perpetual WealthFocus Superannuation Fund ABN 41 772 007 500, issued by Equity Trustees Superannuation Limited (ETSL) ABN 50 055 641 757, AFSL 229757, RSE L0001458, should be considered before deciding whether to acquire or hold units. The PDS and Target Market Determination can be obtained by calling 1800 011 022 or visiting www.perpetual.com.au. Neither PIML, ETSL nor any of their related parties guarantee the performance of any fund or the return of an investor's capital. Total returns shown for the Perpetual WealthFocus Superannuation Fund have been calculated using exit prices after taking into account all of Perpetual's ongoing fees and assuming reinvestment of distributions. No allowance has been made for taxation. Past performance is not indicative of future performance.

MORE INFORMATION

Investor Services 1800 022 033

Email PerpetualUTqueries@cm.mpms.mufg.com

www.perpetual.com.au

